



## Year 1 Home Learning Week 4

Thank you for sending us so many examples of your Home Learning. Have a look at some of the learning sent last week. It looks amazing!



This week we have been chosen to trial Microsoft Teams platform. As a school we would like to move all the home learning from the school website to Teams. As you can imagine this is not an easy task. You should have received an email with a username and password for your child (please do get in touch if you haven't received one). We will be posting this week's work both on the website and Teams however, we would like you all to try and log in to Teams and access the learning that way. We know there will be teething problems and we will be supporting you throughout the week. Please tell us of any difficulties or successes you have. For this week, we will all be available both on our Year group email and the Teams chat button. If you have any specific queries about how to use Teams and use the chat button, please type in Susannah Russell and Cat Afonso so that we can help. Good luck! ☺





Below are the activities we would like you to do each day this week.

We would like you to read one of the reading books below on Collins Connect.








<https://connect.collins.co.uk/school/portal.aspx> Read the same book at least 3 times to improve your fluency and word recognition. Please ask your grown up to explore the story with you asking you questions and focusing on vocabulary as well.





<b>Pink A</b>	Getting dressed
<b>Pink B</b>	Come to the circus
<b>Red A</b>	A day out
<b>Red B</b>	Bad bat
<b>Yellow</b>	Around the world
<b>Blue</b>	Blast off to the Moon!
<b>Green</b>	Scary Hair
<b>Orange</b>	Bugs!
<b>Turquoise</b>	Harry the Clever Spider at school
<b>Purple</b>	Buzz and Bingo: Monster Maze

Monday 25<sup>th</sup> January 2021





		Worksheet attached
<b>Maths</b> 	Find the Maths Scavenger Hunt and have a great time finding different numbers, counting, ...	✓
<b>English</b> 	Watch the video for today's lesson.  Find and sort some books at home into Fiction and Non-Fiction books. Can you find any features in your Non Fiction books?	
<b>Phonics</b> <b>Ee family</b>	Watch the video and revisit the /ee/ Sound family.  Go to the phonics Play website and play the Buried Treasure game selecting Phase 5 and the following graphemes: ey, ea and e_e. It won't let you select all the graphemes at the same time you will need to play the same game selecting a different grapheme each time.	
<b>Science challenge</b> 	Watch the video about birds.  Choose and cut out three or four bird pictures from the sheet attached (or draw the birds). Stick them in your purple book and label the features they all have. You can use the word cards to help you.	✓
<b>Computing</b> 	Go to Purple Mash, 2Dos, and find today's activity: <b>Draw and write a caption.</b> You can choose a topic but why not drawing a bird and write a caption about it underneath (remember a caption can be a word or a sentence.)	





Tuesday 26<sup>th</sup> January 2021

		Worksheet attached
<b>Maths</b> 	<p>How many doubles can you make with your fingers? Can you write them down?</p>  <p>How many double dominoes can you draw? Try and write a number sentence for each one.</p>  <p>Eg <math>2 + 2 = 4</math></p>	
<b>Handwriting</b> 	<p>Watch the Handwriting video for today's lesson.</p>	
<b>Phonics</b> <b>ee Family</b>	<p>Watch the video for today's lesson.</p> <p>Find the Worksheet for this lesson and practise writing words using different graphemes for the same sound.</p>	✓
<b>PE</b> 	<p>Have some fun doing Yoga today.</p> <p><a href="https://www.youtube.com/watch?v=8cLWrEOxWHc">https://www.youtube.com/watch?v=8cLWrEOxWHc</a></p>	
<b>Music</b> 	<p>Watch Mrs Cobb's Music lesson.</p>	
<b>Forest School</b> 	<p>Look at the activity sheet and watch the video that shows you how to make a bird feeder. Don't forget to start counting the number of birds that visit your garden.</p>	✓

		Worksheet attached
<b>Maths</b> 	<p>Watch the video for today's lesson.</p>	
<b>English</b> 	<p>Watch the video for today's lesson.</p> <p>Create a new page for the book Men on the Moon.</p>	✓
<b>History</b> 	<p>Why should we remember Neil Armstrong?</p> <p>Watch the video powerpoint about Neil Armstrong's life.</p> <p>Then choose 3 or 4 pictures from his life. Cut them out and order them on the timeline. Write a caption about each one. Don't forget a caption can be one word or a group of words.</p> <p>This is a link for a video of the Moon Landing for you to watch too.  <a href="https://www.youtube.com/watch?v=cwZb2mqId0A">https://www.youtube.com/watch?v=cwZb2mqId0A</a></p> <p>Last week CBeebies had created a range of episodes about Space. If you would like to watch please follow the link:  <a href="https://www.bbc.co.uk/programmes/m000rjgj">https://www.bbc.co.uk/programmes/m000rjgj</a></p>	✓
<b>Phonics</b> <b>ee Family</b>	<p>Watch the video for today's lesson.</p> <p>Go to the Phonics Play website and play the Acorn Adventure game selecting the /ie/ sound. You can now practise then two sounds for the same grapheme.</p>	
<b>Trick Box</b> 	<p>Watch the video for today's trick.</p>	



		Worksheet attached
<b>Maths</b> 	<p>Watch the video for today's lesson.</p> <p>Find the worksheet attached and measure each object using the squares. You don't need to print the worksheet; you can just write the answers on your purple book.</p>	✓
<b>Handwriting</b> 	<p>Watch the video for today's lesson</p>	
<b>Learning for Life</b> 	<p>How do we keep our bodies healthy?</p> <p>What do we do at school to keep ourselves healthy?</p> <p>What do you do at home?</p> <p>How does this help us keep healthy?</p> <p>Draw/paint pictures of two different sort of exercises -Daily Mile, playing in the playground, walking to school, dancing, playing football etc. Name them. Write or draw how they keep you healthy?</p>	
<b>Phonics</b> <b>ee Family</b>	<p>Today you are going on a word hunt.</p> <p>Attached you can find some words with the sounds we have learnt this week. You can print the words or write them down on a piece of paper. Then, ask your adult to hide the words around the house. Can you find them and then read them? Next, use some of these words to write some sentences in your blue book</p>	✓
<b>PE</b> 	<p>Start this PE lesson singing and dancing Banana, Banana, Meatballs.  <a href="https://www.youtube.com/watch?v=BQ9q4U2P3ig">https://www.youtube.com/watch?v=BQ9q4U2P3ig</a></p> <p>Then have a go at our Air Balloon challenge attached.</p>	

		Worksheet attached
<b>Maths</b> 	Watch the video for today's lesson.	
<b>Grammar</b> 	Watch the video for today's lesson.	
<b>Creative challenge</b>	<p>Are you up for a different challenge today?</p> <p>You are going to create a person with bits and bobs from your house. Have a look at the pictures below to inspire you. We would love to see your person!</p> <div data-bbox="478 705 1228 1041">  </div>	
<b>Spellings</b> 	Find the <u>Look, say, cover, write, check</u> sheet in your spelling folder and practise your spellings.	

### Other ideas:

In school we use our Continuous Provision to enhance our learning. This half term our role play is the inside of a rocket, our construction area will be busy with lots of Rocket models and Moon buggies. We will be creating our own alien creatures and planets and using them in our small world play. So, at home, can you also use these ideas and link your play to space?

### Other suggestions:

1. Phonics Play

<https://www.phonicsplay.co.uk>

Login = STPFARNHAM Password = STPETER5

Click the Resources tab.

2. Hit the Button <https://www.topmarks.co.uk/maths-games/hit-the-button>

This is great for practising maths facts to help embed them. Use your Maths passport as a guide to what to focus on.

- a. Number bonds to 10
- b. Number bonds to 20

3. Mathletics will be updated every week.

4. Check Purple Mash for 2Dos.

Please thank your grown-ups for all their help and support. Enjoy the challenges, have fun, be kind and keep safe. We are thinking of you all.

With love from Mrs Williams, Mrs Afonso and Mrs Russell