





		09:00 10:00			10:40-11:35	11:30-12:00 		13:15-14:05	14:10- 15:10
Monday		<u>White Rose</u> Divide with remainders Hunter Activity sheet	Assembly	B	<u>English</u> King Midas and the Donkey Ears Order illustrate and retell the story Answer questions	<u>French</u> See Language Angel website. Teach a Lesson/French /Early Language Continue with Les Animaux, Crossword and additional puzzle.	L	 <u>PE</u> Joe Wicks Super movers Yoga moves Aim to meet your friends on Zoom for this activity.	<u>Learning for Life</u> Look at the PowerPoint on teeth. Discuss the importance of a healthy diet and good oral hygiene. Have a go at brushing teeth – the Aquafresh website tells you more about downloading a fun cleaning-your-teeth app. It also has fun activities to download. https://www.aquafresh.co.uk/kids/brushing-fun.html?gclid=Cj0KCQiArvX_BRCyARIsAKsnTxO3wyEGmyMhyhYTdwuBW0itntYtT2qS-T8fuOQK_FeFx4GZXD3M8nsaArq8EALw_wcB&gclidsrc=aw.ds https://www.colgateprofessional.co.uk/education/professional-education/bright-smiles-bright-futures

Tuesday		<p><u>Maths</u> <u>White Rose</u> Divide 2 digits by 1 digit White Rose worksheet</p>	Worship	R	<p><u>English</u> Look at the PowerPoint on direct speech. Re read the story and punctuate provided speech.</p>	<p><u>Guided reading</u> (See resources on website) Healthy Eating Comprehension - Try meeting via Zoom with your friends for this session.</p>	U	Daily Mile	Handwriting and spelling	<p><u>Geography</u> <u>LI To identify locations in the British Isles</u></p>  <p>Look at the counties sheet and discuss the difference between a country, county, city and town. Which areas you have visited, where is Farnham located ... Activity 1 Complete the sheet (do not worry if you don't complete it all) Activity 2 Look at the PowerPoint of landmarks. Research which county each can be found in. Can you find the county on the map? No need to write as this can be an oral lesson using maps, google earth or an atlas.</p>	<p>Read a story together or watch a clip from BBC website. Zoom your friend to share.</p>
---------	--	---------------------------------------------------------------------------------------------------	---------	---	---------------------------------------------------------------------------------------------------------------------	-----------------------------------------------------------------------------------------------------------------------------------------------------------------	---	------------	--------------------------	-------------------------------------------------------------------------------------------------------------------------------------------------------------------------------------------------------------------------------------------------------------------------------------------------------------------------------------------------------------------------------------------------------------------------------------------------------------------------------------------------------------------------------------------------------------------------------------------------------------------------------------------	-------------------------------------------------------------------------------------------

Wednesday		Maths White Rose Scaling worksheet	Reflections	E	English Read King Midas and the Golden Touch. Summarise the story. Imagine a conversation from the story and rewrite it as properly punctuated direct speech.	Spellings Practise this week's spellings. Pay attention to letter shapes and accurate, correct joins.	N	Daily Mile	RE To consider how the disciples spread the Gospel https://www.bbc.co.uk/bitesize/clips/z3yr87h PowerPoint about the Disciples and one with activity instructions	 Trick Box Which trick have you used today? Look at the clip on the school website.	Reading Reading Owl https://home.oxfordowl.co.uk/reading/free-ebooks/ Choose a book and read together
-----------	--	-------------------------------------------------------------------------	--------------------	----------	-------------------------------------------------------------------------------------------------------------------------------------------------------------------------	--------------------------------------------------------------------------------------------------------------	----------	------------	-------------------------------------------------------------------------------------------------------------------------------------------------------------------------------------------------------------------------------------------------------------	-----------------------------------------------------------------------------------------------------------------------------------------------------------------------------------------	----------------------------------------------------------------------------------------------------------------------------------------------------------------------------------------------

Thursday		<p><u>Maths</u> <u>White Rose</u> How many ways worksheet</p>	Worship Worship	A	<p><u>English</u> Read the description of Harry Potter Studio Tour. Make notes about the report. Explore another website and make further notes about their own preferences and choices.</p>	<p><u>Spellings to test</u> New spellings for next week</p> <p>Submarine submerge subordinate subterranean subway television telescope telephone telegraph telepathy</p>	C	<p><u>Computing</u> Purple Mash – emailing activities and have a go at posting on the year 3 blog page.</p>	<p><u>PE</u> Joe Wicks Super Movers or a walk in the park or a run around the garden</p>	<p><u>Reading</u> Oxford Owl or BBC stories</p> <p>Read a book together or listen to a story (transcripts available to ring along with)</p> <p>https://www.bbc.co.uk/teach/school-radio/audio-stories-traditional/zb9wkmn</p> <p>Share a story on Zoom</p>
----------	--	-----------------------------------------------------------------------	--------------------	---	--------------------------------------------------------------------------------------------------------------------------------------------------------------------------------------------------	-------------------------------------------------------------------------------------------------------------------------------------------------------------------------------------------------------------------	---	----------------------------------------------------------------------------------------------------------------------	--------------------------------------------------------------------------------------------------	---------------------------------------------------------------------------------------------------------------------------------------------------------------------------------------------------------------------------------------------------------------------------------------------------------------------------------------------------------

Friday	Assembly	<p><u>Maths</u> <u>White Rose</u> End of Unit assessment</p> <p>+</p> <p>Times tables – practise your number fluency</p> <p>Extensions/games Mathletics</p> <p>Nrich and Primary Games activities, Hit the Button, Daily 10</p> <p>Remember to work on your maths skills until you are super-fast with your number facts.</p>	K	<p><u>English</u> Read two contrasting reviews of visits to the Harry Potter Studio. Write your own review about a brilliant or awful day. See powerpoint to support lesson.</p>	<p><u>Music</u> Continue/finish Mrs Cobb's video or so on the website</p>	H	Daily Mile	<p><u>Science</u> <u>L1: To explore the role of skeleton and muscles</u> Watch the BBC clip https://www.bbc.co.uk/teach/class-clips-video/science-ks2-how-do-muscles-and-bones-work/zfgtscw</p> <p>Complete the worksheet- label the bones. Choose one out of the 3 different challenge levels</p> <p>FUN extras – Wordsearch and make your own skeleton. What funny or interesting facts can you find to share?</p>	<p><u>Design Technology</u> <u>To investigate the history of bread</u></p> <p>Read and enjoy the PowerPoint to learn about the history of bread. Complete the worksheet of historic facts, cutting and sticking onto a timeline. Choose one of the starred fact sheets (different levels of challenge but the same facts) and put into chronological order.</p>
--------	----------	-------------------------------------------------------------------------------------------------------------------------------------------------------------------------------------------------------------------------------------------------------------------------------------------------------------------------------------------------------	---	----------------------------------------------------------------------------------------------------------------------------------------------------------------------------------------------	---------------------------------------------------------------------------------------	---	------------	----------------------------------------------------------------------------------------------------------------------------------------------------------------------------------------------------------------------------------------------------------------------------------------------------------------------------------------------------------------------------------------------------------------------------------------------------------------------------------------------------------------------------------------------------------------------	------------------------------------------------------------------------------------------------------------------------------------------------------------------------------------------------------------------------------------------------------------------------------------------------------------------------------------------------------------------------------------