

Year 1 Home Learning Week 3

Thank you for sending us so many examples of your fantastic Home Learning. We are really enjoying seeing what you have been doing. Keep sending us photos of your learning by email or upload them onto Purple Mash once each week. We would especially like to see one Maths and one English activity from everyone each week.

Remember to take a break between each Home Learning activity you do. We take lots of active breaks in school to help us focus on our learning better. There are links to some short active sessions we use at school below. The Tricks we have learnt from Trick Box may also help you with your Home Learning.

We are setting activities for you to do on Purple Mash, Education City and Mathletics. If you don't have your logins please let us know.

We are missing you all so much but we are very proud of all your Home Learning!

Below are the activities we would like you to do each day this week.

Reading

We would like you to read one of the reading books below on Collins Connect.





<https://connect.collins.co.uk/school/portal.aspx>

You should have received information this week on how to access the reading books on this website. Read the same book at least 3 times to improve your fluency and word recognition. Please ask your grown up to explore the story with you asking you questions and focusing on vocabulary as well.


Pink A	Dinosaur Rock
Pink B	I can help
Red A	In the dark
Red B	Ben and Bobo
Yellow	Doing Nothing
Blue	Let's Build a Rocket
Green	I've just had a bright idea!
Orange	Lost Sock
Turquoise	Brown Bear and Wilbur Wolf
Purple	Captain Scott: Journey to the South Pole



Year 1 Home Learning Monday 18th January 2021

		Worksheet attached
Maths 1 2 3 4 5 6 7 8 9	Watch the following video for today's lesson https://vimeo.com/490879063 Use the number cards in our home pack to play the game explained in the video.	
Phonics oa oe o-e	Watch the video for this lesson. We are learning about the oa family this week. Can you spot the split digraph o-e words in the picture and write them in your blue book?	✓


<p>English</p> 	<p>Can you sing the alphabet song? Here is another alphabet song you might like to learn. https://learnenglishkids.britishcouncil.org/songs/the-alphabet-song How many letters are there in the alphabet?</p>  <p>Here is an animal. The name of the animal is a cow. The sound it makes is MOO! When we say the alphabet we are saying the names of the letters rather than their sounds. Which letters come after d but before m? How can you find out? Remember that letters can be written in upper case as CAPITAL letters or in lower case. Attached is a sheet showing the alphabet. Carefully write each letter of the alphabet on a different small piece of paper. Now muddle them up and see if you can lay them out in the correct order. Why not sing the alphabet song as you do it? You could time yourself and then try it again and see if you can beat your last time. Next write the letters of the alphabet carefully in lower case in your red book. Write the name of an object that begins with that letter next to them. Eg a ant You could add a little picture too if you like.</p>	<p>✓</p>
<p>Handwriting</p> 	<p>Watch the video about how to write oa. Make sure you have your blue book ready to practise your writing in.</p>	
<p>Creative Challenge</p> 	<p>Can you make a collage of the first letter of your name out of coloured paper, bits of wrapping paper, newspaper, magazines, buttons, leaves, etc? Remember it should be a capital letter. <i>Hint: Start by drawing an outline in pencil to make it easier.</i> Maybe you could take a photo of it and share it with us.</p>	



Year 1 Home Learning Tuesday 19th January 2021

		Worksheet attached
<p>Maths</p> <p>1 2 3 4 5 6 7 8 9</p>	<p>Today we are going to be working on your Maths Passport. Practise your targets.</p>	
<p>Phonics</p> <p>oa, o-e, oe, ow</p>	<p>Watch the video for this lesson</p> <p>Complete the worksheet 'Alternative Spellings for oa sheet' or write the words in your blue book.</p>	✓
<p>Music Challenge</p> 	<p>Watch the Music powerpoint and choose some of the activities to do.</p>	





<p>History Challenge</p> 	<p>Watch the video about Neil Armstrong.</p> <p>What interesting questions can you think of to ask Neil Armstrong? Draw a rocket shape in your purple book and inside it write some questions you would like to ask him.</p>	
<p>PE</p> 	<p>Warm up with Joe Wicks 5 minutes Workout 1 https://www.youtube.com/watch?v=d3LPrhIOv-w</p> <p>Draw or make a straight line. Maybe you could use a piece of string or wool. Can you walk along it without falling off the line? Now can you make a bendy or zig zag line and repeat the activity. Was it easier to walk in a straight or curved line? Now try and balance something on your head like a book. Can you walk along the line with a book on your head without it falling off?</p> <p>Points are small parts of your body like your feet, hands, elbows, knees Can you move along the line with 3 points of your body? Now try 4 points...How many ways can you move along the line with two points? How many other ways can you think of moving along the line? Try some of them. Have fun!</p>	

Year 1 Home Learning Wednesday 20th January 2021






		Worksheet attached
Maths 1 2 3 4 5 6 7 8 9	Watch the following video for today's lesson https://vimeo.com/490879463 Please find the worksheet attached. You don't need to print it. You can just write the answers in your purple book.	✓
English 	We are going to learn how to put words in alphabetical order. Sing the alphabet song. Read these words bat, frog, ape, dog, snake To put these words in alphabetical order we need to look at the first letter of each word. Then we sort them so the word with the letter that comes first in the alphabet is at the beginning. Which word starts with the letter that comes first in the alphabet? ape Which comes next? bat Can you put the rest of the words in alphabetical order? dog, frog, snake If two words start with the same letter we look at the second letter in the word and then use that letter to sort the words. For example the alphabetical order of bee, bat, bird would be bat, bee, bird . Can you write these words in alphabetical order in your red book? moth ant wing bug insect fly bee earwig	
Phonics oa, o-e, oe, ow, o	Watch the video for this lesson about o . Go to the Phonics Play Website and play Acorn Adventures in Phase 5, selecting the /o/ sound. Please make sure you use the log in details below.	

<p>RE</p> 	<p>Can you think of something that is difficult to do? Can you think of something that is impossible to do? What is the difference between difficult and impossible do you think? If something is difficult it would be hard to do but it would be possible. If something is impossible it cannot be done. In the Bible impossible events are called miracles. Watch the clip https://www.youtube.com/watch?v=DgFTS04Xykc Why do you think this story is called a miracle? What happened that was impossible? Christians believe Jesus could heal the man because He was God and only God could make the man better. What do you think the healed man would have said to Jesus? What would Jesus have said to him? Can you draw a picture in your purple book to show the 'miracle' in the story and write a sentence about it?</p>	
<p>Creative Challenge</p> 	<p>Spoon art - Find a variety of different sized spoons. Draw around each spoon and then turn each shape into a character (person, animal or creature). Use your imagination and have fun to create your own spoon family! You could give each character a name or even make up a story about the adventures they might have.</p>	

Year 1 Home Learning Thursday 21st January 2021

		Worksheet attached
Maths 	Watch the following video for today's lesson https://vimeo.com/490879867 Please find the worksheet attached. You don't need to print it. You can just write the answers in your purple book.	✓
Handwriting 	Watch the video about how to write ow . Make sure you have your blue book to practise your writing in.	
Phonics oa, o-e, oe, ow, o	Watch the video for this lesson about alternative graphemes for oa. Can you sort out and write the words on the 'Alternative Graphemes for oa sheet'? Write the words in your blue book.	✓
PE 	Watch the video and join in with the workout. Hope you enjoy it!	
Science 	Go on a materials Scavenger Hunt around your home and see if you can find something made of wood, metal, plastic, glass, stone and brick . What are the differences between these materials? Do they feel different? Are they heavier or lighter than other materials? Are they harder or softer than other materials? Do they feel warmer or cooler than other materials? Are they different colours? Choose three materials to put into a bag. Take turns with someone else to ask questions to guess what the material is. Did you guess correctly?	

Year 1 Home Learning Friday 22nd January 2021

		Worksheet attached
Maths 	<p>Watch the following video for today's lesson https://vimeo.com/490880277</p> <p>Please find the worksheet attached. You don't need to print it. You can just write the answers in your purple book.</p>	✓
English 	<p>Enjoy watching the story 'Man on the Moon' by Simon Bartram https://www.youtube.com/watch?v=Rt5zQ1UO6rE</p> <p>Do you know what type of book this is? It's a fiction book which means it's a made up story. How can you tell it's a fiction book? Talk about the story with someone else and answer the questions on the attached sheet. You don't need to write anything. Can you draw your own alien and write a sentence about it? You could do this in your purple books or on paper. Maybe you can give it a name. We can't wait to see your amazing aliens!</p>	✓
Learning for Life Challenge 	<p>Do you belong to a group or club? Maybe a swimming group, dance club, football club How does it feel to be part of a group? What do you do in these groups that makes you feel you belong?</p> <p>Watch the story of Beegu by Alexis Deacon https://www.youtube.com/watch?v=OaX_zGZO0Y8</p> <p>Was Beegu welcome in the groups? How did Beegu feel each time she was left out from a group? Which group made Beegu feel welcome? How did they do this? What could the other groups have done instead to make Beegu feel welcome and included? Imagine you are Beegu. What would you have said to the small ones who made you feel welcome? Can you make a thank you card from Beegu to the small ones and write a message inside thanking them for welcoming you.</p> 	
Spellings 	<p>For this lesson please practise your spellings.</p> <p>Find the Spelling Scribble sheet in your Spelling folder and have fun writing the words in all the spaces.</p>	

Other ideas: In school we use our Continuous Provision to enhance our learning. This half term our role play is the inside of a rocket, our construction area will be busy with lots of Rocket models and Moon buggies. We will be creating our own alien creatures and planets and using them in our small world play. So, at home, can you also use these ideas and link your play to space?

Other suggestions:

1. Phonics Play

<https://www.phonicsplay.co.uk>

Login = STPFARNHAM Password = STPETER5

Click the Resources tab.

2. Hit the Button <https://www.topmarks.co.uk/maths-games/hit-the-button>

This is great for practising maths facts to help embed them. Use your Maths passport as a guide to what to focus on.

- a. Number bonds to 10
- b. Number bonds to 20

3. Mathletics will be updated every week.

4. Check Purple Mash for 2Dos.

5. Check Classwork on Education City

6. Activity Breaks – BBC Supermovers KS1 <https://www.bbc.co.uk/teach/supermovers/ks1-collection/zbr4scw> ; Joe Wicks 5 mins Kids workout 1 <https://www.youtube.com/watch?v=d3LPrhIOv-w> ; Go Noodle <https://www.youtube.com/watch?v=BQ9q4U2P3ig&list=PLIyp3kNdvaV8mT5tC2qUmQUst9TDviGwx> ; <https://www.youtube.com/watch?v=psUPYR235O8>

Please thank your grown-ups for all their help and support. Enjoy the challenges, have fun, be kind and keep safe. We are thinking of you all.

With love from Mrs Williams, Mrs Afonso and Mrs Russell