

Science Instructions Week 2

L.I. How does the heart work?

Try to remember your learning from last week. Write a sentence to remind you of your learning about the circulatory system.

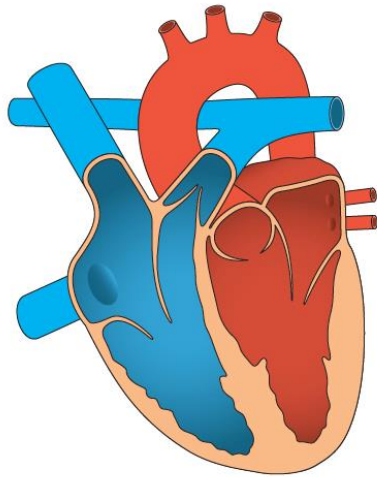
Watch the following clip. <https://www.bbc.co.uk/bitesize/topics/zwdr6yc/articles/ztg6gdm>

Look at the following pictures.

Diagram of a heart



What makes a good diagram?



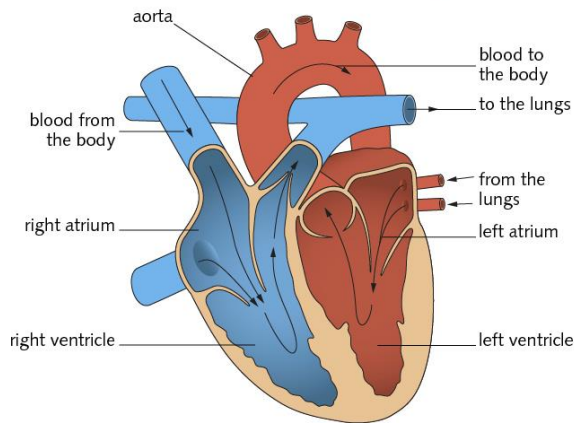
What does this type of diagram tell us?

What is this type of diagram called?

Diagram of a heart



What makes a good diagram?



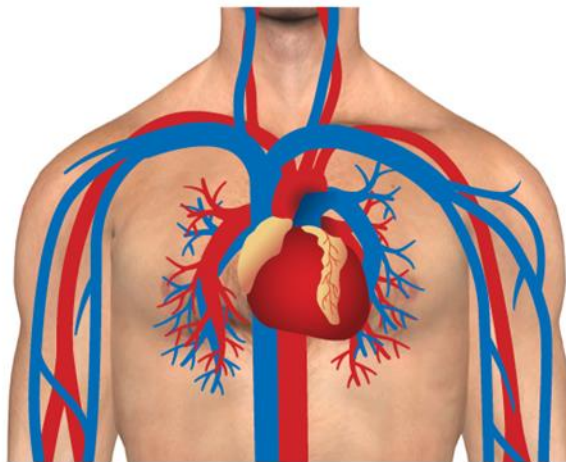
What does this type of diagram tell us?

What is this type of diagram called?

Diagram of a heart



What makes a good diagram?



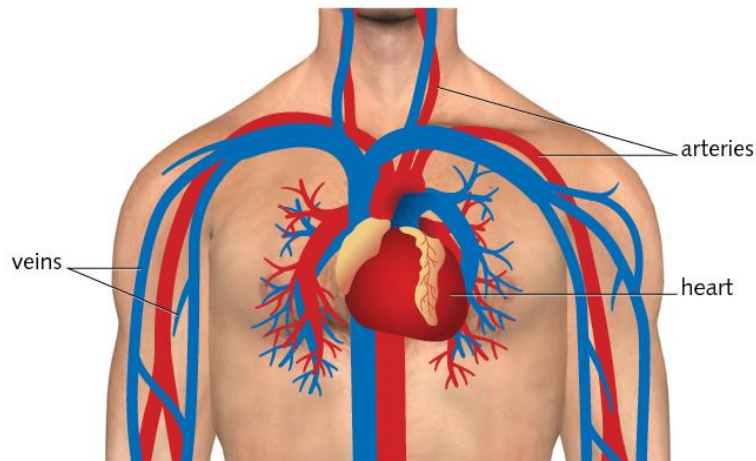
What does this type of diagram tell us?

What is this type of diagram called?

Diagram of a heart



What makes a good diagram?



What does this type of diagram tell us?

What is this type of diagram called?

List 5 things that you think are essential in a good diagram.

Draw your own diagram of a heart. Include a paragraph to explain the direction that the blood is transported, that the heart's main job is to pump blood around the body and describe how the heart also pumps blood to and from the lungs where oxygen is absorbed.

Why is some blood shown as red and some as blue?