

## Year 1 Home Learning Week 2





Below are the activities we would like you to do each day this week.

We would like you to read one of the books below. Check the book band you are reading and read the same book at least 3 times to improve your fluency and word recognition. Please try and explore the story asking the children questions and focus on vocabulary as well.





You need to log in to Oxford Owl to access the books (it is FREE):

<b>Pink</b>	Big Feet <a href="https://www.oxfordowl.co.uk/api/digital_books/1216.html">https://www.oxfordowl.co.uk/api/digital_books/1216.html</a>
<b>Red</b>	Jack <a href="https://www.oxfordowl.co.uk/api/digital_books/1285.html">https://www.oxfordowl.co.uk/api/digital_books/1285.html</a>
<b>Yellow</b>	By the stream <a href="https://www.oxfordowl.co.uk/api/digital_books/1156.html">https://www.oxfordowl.co.uk/api/digital_books/1156.html</a>
<b>Blue</b>	The scarf <a href="https://www.oxfordowl.co.uk/api/digital_books/1428.html">https://www.oxfordowl.co.uk/api/digital_books/1428.html</a>
<b>Green</b>	A monster mistake <a href="https://www.oxfordowl.co.uk/api/digital_books/1090.html">https://www.oxfordowl.co.uk/api/digital_books/1090.html</a>
<b>Orange</b>	The frog prince <a href="https://www.oxfordowl.co.uk/api/digital_books/1403.html">https://www.oxfordowl.co.uk/api/digital_books/1403.html</a>
<b>Turquoise</b>	The big breakfast <a href="https://www.oxfordowl.co.uk/api/digital_books/1395.html">https://www.oxfordowl.co.uk/api/digital_books/1395.html</a>
<b>Purple</b>	Flood <a href="https://www.oxfordowl.co.uk/api/digital_books/1263.html">https://www.oxfordowl.co.uk/api/digital_books/1263.html</a>





Monday 11<sup>th</sup> January 2021


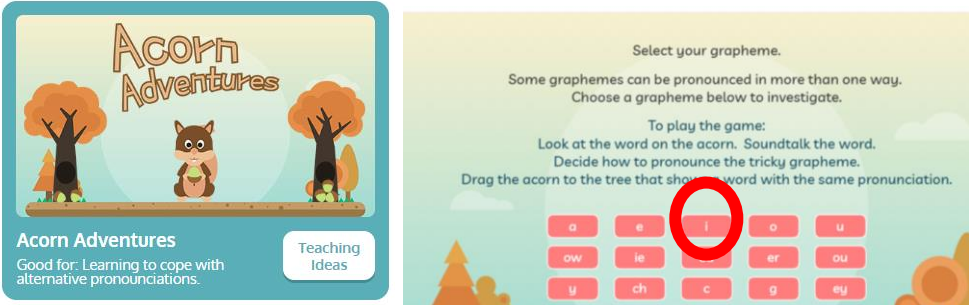
		Worksheet attached
<b>Maths</b> 	Follow the link to watch today's lesson <a href="https://vimeo.com/483168827">https://vimeo.com/483168827</a> Attached is a worksheet for this lesson. You don't need to print it, you could just write/draw the answers in your purple book.	✓
<b>English</b> 	Watch the story Whatever next by Jill Murphy and read by Mrs Usher. <a href="https://vimeo.com/497696430">https://vimeo.com/497696430</a> Cut out the pictures, or draw them, and order them. Retell the story using words like: First, Next, Then, After that, At last. If you want you can write some sentences (or the story) and email it to us.	✓
<b>Phonics</b> <b>ie, igh, i_e</b>	Watch the video Play Roll and Read	✓
<b>Creative challenge</b> 	Create your own rocket. It can either be a drawing, painting, you can make it out of lego or you can think big and find a box or other items in your house! We can't wait to see your creations.	
<b>Computing</b> 	Watch the video explaining how to use Purple Mash.	

Tuesday 12<sup>th</sup> January 2021






		Worksheet attached
<b>Maths</b> 	Today we are going to focus on Maths Passports. You can count forwards and backwards, find one more one less than a number, practise your number bonds to 10. Check your targets and practise them.	
<b>Handwriting</b> 	Watch the video  Use your blue book to practise your handwriting.	
<b>Phonics</b> <b>igh, ie, i_e</b>	Write sentences using some of the words of today's lesson.	
<b>PE</b> 	Go out for a walk or cycle or if you want you can do a PE lesson with Joe Wicks.  <a href="https://www.youtube.com/channel/UCAxW1XT0iEJo0TYIRfn6rYQ">https://www.youtube.com/channel/UCAxW1XT0iEJo0TYIRfn6rYQ</a>	
<b>Music</b> 	Watch Mrs Cobb's Music lesson: <a href="http://www.youtube.com/watch?app=desktop&amp;v=mVXXPTyfA4c&amp;feature=emb_rel_end">http://www.youtube.com/watch?app=desktop&amp;v=mVXXPTyfA4c&amp;feature=emb_rel_end</a>  <a href="http://www.youtube.com/watch?app=desktop&amp;v=1gUbdNbu6ak">http://www.youtube.com/watch?app=desktop&amp;v=1gUbdNbu6ak</a>	




Wednesday 13<sup>th</sup> January 2021

		Worksheet attached
<b>Maths</b> 	Follow the link to watch today's lesson <a href="https://vimeo.com/483169674">https://vimeo.com/483169674</a> Attached is a worksheet for this lesson. You don't need to print it, you could just write/draw the answers in your purple book.	✓
<b>English</b> 	Re watch the video from Monday and retell the story. What did baby bear take in his rocket? What would you take in your rocket?  Write a list of 10 things you would take on the worksheet attached.	✓
<b>History</b> 	Watch the video about Explorers through time.	
<b>Learning for life</b> 	Talk about what <b>family</b> means to you. What do families have in common? What do families not have in common? Think about: pets, grandparents, homes, siblings, eating together, watching tv together. Summarise that all families are different but what they all share is they love one another. Watch 'The Invisible String' by Patricia Karst <a href="https://www.youtube.com/watch?v=WlUxXexjhYI">https://www.youtube.com/watch?v=WlUxXexjhYI</a> Draw a picture of who your family are. Can you draw the invisible string of love between you all?	

<p><b>Phonics</b></p> 	<p>Watch the video for today's lesson  <a href="https://www.youtube.com/watch?v=7bZAmR4wg88">https://www.youtube.com/watch?v=7bZAmR4wg88</a></p> <p>Go to Phonics Play Website and play the Acorn Adventures in Phase 5, selecting the /i/ sound. Please make sure you use the log in details below.</p> 	
---	---	--

Thursday 14<sup>th</sup> January 2021

	Worksheets attached
<p><b>Maths</b></p> 	<p>Follow the link to watch today's lesson  <a href="https://vimeo.com/483537557">https://vimeo.com/483537557</a></p> <p>Attached is a worksheet for this lesson. You don't need to print it, you could just write/draw the answers in your purple book.</p> <p style="text-align: right;">✓</p>
<p><b>English</b></p> 	<p>Earlier this week, you have made your rocket and created a list of things you would take. Now where would you go?          Baby Bear goes to the moon where there's no trees and nobody is there. Draw/paint where you would go in space (it doesn't need to be real). What would you find there? Who can you see? Write in your red book some sentences describing where you visited. Don't forget: Capital letters, finger spaces, full stops and amazing handwriting.</p>
<p><b>RE</b></p> 	<p>Watch the following clips about Jesus:  <a href="https://www.youtube.com/watch?v=j2vH6h8JR4k">https://www.youtube.com/watch?v=j2vH6h8JR4k</a>  <a href="https://www.youtube.com/watch?v=iEAUHUjq7nI">https://www.youtube.com/watch?v=iEAUHUjq7nI</a>  <a href="https://www.bbc.co.uk/bitesize/clips/zbyr87h">https://www.bbc.co.uk/bitesize/clips/zbyr87h</a>  <a href="https://www.bbc.co.uk/bitesize/clips/zbyr87h">https://www.bbc.co.uk/bitesize/clips/zbyr87h</a></p> <p>Have you ever been or known someone who was lost? How do you choose your friends? Have you ever been in a storm or by the sea when the waves are very big. What was it like?          Draw a picture of one of the stories in your purple book and write a sentence underneath about something similar that has happened to you or someone else you know.</p>
<p><b>Phonics</b></p> 	<p>Watch the video</p> <p>Complete the worksheet</p>
<p><b>PE</b></p> 	<p>Go out for a walk or cycle or if you want you can do a PE lesson with Joe Wicks.  <a href="https://www.youtube.com/channel/UCAxW1XT0iEJo0TYIRfn6rYQ">https://www.youtube.com/channel/UCAxW1XT0iEJo0TYIRfn6rYQ</a></p>

		Worksheet attached
<p><b>Maths</b></p> <p>1 2 3 4 5 6 7 8 9</p>	<p>Follow the link to watch today's lesson  <a href="https://vimeo.com/483539572">https://vimeo.com/483539572</a>                      Attached is a worksheet for this lesson (). You don't need to print it, you could just write/draw the answers in your purple book.</p>	✓
<p><b>Handwriting</b></p> 	<p>Watch the video for today's lesson.</p>	✓
<p><b>Science</b></p> 	<p>What season is it now?                      How does it feel at the moment inside? What about outside? What has the weather been like recently? Has it been hot and sunny? Or has the weather been different? What types of clothes are most of you wearing? Are you wearing coats outside? When do you wear thick socks? Do you only wear socks in winter? How are socks different at different times of the year? When do you wear a coat? When do you need a sunhat?                      Help children to recognise that clothing can be made from lots of different materials, including fabrics, leather, rubber and plastics. Can you find any examples of those materials in your house?                      Use the Body outline sheet and the labels sheet. Draw clothes or stick fabric cut in the appropriate shapes to your figures, cut out and stick on the labels to identify the types of clothing and materials. Encourage the children to explain why the clothes they have chosen are suitable for Winter.</p>	✓
<p><b>Spellings</b></p> 	<p>For this lesson please practise your spellings. Find the Silly writing sheet and have fun writing the words turning the paper upside down and also with your eyes closed.                      Watch the Spelling video about the tricky word: <b>little</b>.</p>	

**Other ideas:**

In school we use our Continuous Provision to enhance our learning. This half term our role play is the inside of a rocket, our construction area will be busy with lots of Rocket models and Moon buggies. We will be creating our own alien creatures and planets and using them in our small world play. So, at home, can you also use these ideas and link your play to space?

**Other suggestions:**

1. Phonics Play

<https://www.phonicsplay.co.uk>

Login = STPFARNHAM Password = STPETER5

Click the Resources tab.

2. Hit the Button <https://www.topmarks.co.uk/maths-games/hit-the-button>

This is great for practising maths facts to help embed them. Use your Maths passport as a guide to what to focus on.

- a. Number bonds to 10
- b. Number bonds to 20

3. Mathematics will be updated every week.

4. Check Purple Mash for 2Dos.

Please thank your grown-ups for all their help and support. Enjoy the challenges, have fun, be kind and keep safe. We are thinking of you all.

With love from Mrs Williams, Mrs Afonso and Mrs Russell