

3rd July 2020

Dear Year 2

Wow, what a great afternoon we had on Wednesday. It was lovely to see so many of you, we are only sorry it was for just one afternoon, but we hoped you enjoyed being back in school with your friends. The weather was typically British, so we had to dodge a couple of showers but luckily with such a big site we could take shelter. Although we couldn't all be together, we were able to wave at each 'bubble' on the field. Each child made a link for a paper chain which we joined together to remind us we are all an important part of the whole team. Every child planted a sunflower seed to take home. We hope you can care for it over the summer and as it grows think about your friendships. We would love to know how tall your sunflower grows, so keep a record and we will ask next term.



We hope to share some more photos from the afternoon when we have compiled them.

Our time together in Year 2 will be a year we remember for a long time – not only because of the unusual events of the year, but mainly because you are such a lovely year group who work so well together and look out for each other. Your Year 3 teachers next year will be very lucky to have you and we wish you lots of success and happiness as you move to KS2.

Here are some other suggestions of more practical activities you might like to try this week. As this our final letter of the term we have included plenty of ideas that can be extended if you wish over the summer holidays. We hope you find something you enjoy.

Reading for Pleasure



We hope you found time to enjoy some stories by Kes Gray last week. Did you have a go at drawing some characters from his books?

This week we would like to recommend 'The Accidental Prime Minister' by Tom McLaughlin. Take a look at the author reading a chapter from his book and have a go at drawing the main character from the story.

<https://www.youtube.com/watch?v=ITIUp5JMpvM>

Imagine you were the Prime Minister. What would you do if you were in charge? What rules and laws would you make?

You will also find some activities, including a wordsearch, linked to this story in the Week 13 folder.

Design Technology



Our design technology topic this half term is to design and make a felt hand puppet. The children are going to be designing their own animal hand puppet and will make it out of felt. They will then use their puppets to create their own puppet show.

Have a go at making your own puppet. It does not have to be made from felt – you might want to make a shadow puppet, a hand puppet, a finger puppet or even a string puppet. What character will you choose? It could be an animal like ours, or you might want to make puppets for a favourite traditional tale.

Once you have made your puppet (or puppets!) you could put on a puppet show for your family.

You might want to read 'Inside a Puppet Theatre' which can be found on [Collins Connect](#) Click on the Teacher portal and enter:




Username: **parents@harpercollins.co.uk**

Password: **Parents20!** and click Login.

Or you could watch these clips to find out more about puppets.

<https://www.bbc.co.uk/programmes/p0114k6z>

<https://www.bbc.co.uk/bitesize/clips/zkqw2hv>

<p>Science</p> 	<p>We have been thinking about different habitats and the plants and animals that can be found there. Have a go at making a diorama (instructions are in the week 13 folder). Choose a habitat and think about what would be found there. Using a shoe box, create a scene to show what you would find.</p>
<p>Geography/Music</p> 	<p>Our Geography topic has been very popular with many of you. We hope you had a go at writing your own treasure trail last week. If you enjoyed it, it is something you can do again, just choose a different location. Another idea is to choose a location and listen to the sounds you can hear there. Create a map of the area. Imagine you are going on a journey following your map. Can you add some sound effects to show your journey? http://resources.bcmg.org.uk/creating-music-at-home/music-my-map</p>
<p>Scrabble Challenge</p> 	<p>We hope you have been working hard to improve your spelling. Scrabble is an excellent game to play when you are good at spelling. We have included a Scrabble challenge which we hope is a fun way to learn new spellings. Why not try it with some of the words from your Year 1 and 2 list? Your new teachers will be really impressed if you can spell most of these words by the time you join Year 3.</p>
<p>Times Tables Challenges</p> <p> $1 \times 5 = 5$ $6 \times 5 = 30$ $11 \times 5 = 55$ $2 \times 5 = 10$ $7 \times 5 = 35$ $12 \times 5 = 60$ $3 \times 5 = 15$ $8 \times 5 = 40$ $4 \times 5 = 20$ $9 \times 5 = 45$ $5 \times 5 = 25$ $10 \times 5 = 50$ </p>	<p>We know lots of you have been busy learning your multiplication tables. The expectation for children in Year 2 is to know the 2, 5 and 10 times tables and related division facts. Hit the Button is a great way to practise these facts and to work on instant recall. We have included some games in the Week 13 folder which you might like to play. If you are confident with multiplying and dividing with 2, 5 and 10, then start working on the 3 and 4 times tables to give you a head start in KS2.</p>
<p>Other recommendations</p>	<p>Have you signed up for the Summer Reading challenge yet? https://summerreadingchallenge.org.uk/</p> <p>More examples of authors reading their story books can be found here. https://clpe.org.uk/powerofpictures/authors-and-illustrators</p> <p>If you enjoy music, there are some lovely ideas here https://www.bbc.co.uk/teach/ten-pieces/ten-pieces-at-home/zjy3382 We like the week one session about a train journey.</p>

Whatever you choose to do, have fun, stay safe and be kind to one another.
With love from

Mrs Hill, Ms Edmonds and Mrs Afonso