






It is lovely that more Year 1 children have joined us in school this week and we are really looking forward to more children coming in next week too. All the children have settled so happily at school so do get in touch if you would like to join us too for the remaining weeks of the term. We hope everyone learning at home is keeping well. Please stay in contact with us. We love hearing how you are getting on.

<p>Maths Learning</p> 	<ul style="list-style-type: none"> Please continue to follow the <u>White Rose Maths</u> lessons week 10 https://whiterosemaths.com/homelearning/year-1/
<p>English Learning</p> 	<ul style="list-style-type: none"> Please continue to follow the Year 1 English lessons on the website Keep reading and enjoying books https://collins.co.uk/pages/big-cat-ebooks <i>Username: parents@harpercollins.co.uk Password: Parents20!</i> https://www.booktrust.org.uk/books-and-reading/have-some-fun/fun-at-home-with-authors-and-illustrators/ is another good place to look. https://www.oxfordowl.co.uk/for-home/find-a-book/library-page/
<p>Phonics and Spellings</p> <p>e u-e o r ou</p>	<ul style="list-style-type: none"> This week please follow the daily online Phonics lessons 46 to 50 https://wandleenglishhub.org.uk/lettersandsounds/year-1 You could also choose some Phonics Games to do on Phonicsplay https://new.phonicsplay.co.uk/ (username March20 /password home) Please practise these spellings - of, said, was, has, come, one, once, ask, your, is Remember you can also practise this spelling pattern on Readwriter . Just use your Athletics login. https://login.readiwriter.com/
<p>RE Challenge</p> 	<p>The Torah is the special holy book for Jews. It is written in Hebrew and it is read with a pointer called a yad from right to left. ('yad' is Hebrew for 'finger'). To find out more about the Torah watch this clip to 2.32 https://www.bbc.co.uk/bitesize/clips/zw9jxnb Jewish men wear special clothes to go to synagogue. They might wear a tallit (prayer shawl) and a kippah(cap). How might this show the Torah is special? Watch the Virtual Tour of a Synagogue powerpoint attached. Can you label the parts of a synagogue? Can you make a Torah scroll using a piece of A4 paper in a landscape view. Roll up the sides and tie it with some wool or string. Inside you could write some Hebrew writing. See the attached Hebrew alphabet. Can you write your name?</p>
<p>Geography Challenge</p> 	<p>What is it like in the Arctic(North Pole) and the Antarctic(South Pole)? The earth is furthest from the sun at the North and South Pole so that is why these places are very cold all year. Penguins live in the Antarctic and Polar Bears live in the Arctic. How have these animals adapted to live in very cold climates? Watch these clips to find out more. https://www.bbc.co.uk/bitesize/clips/zrgygk7 polar bears https://www.youtube.com/watch?v=oHXAgIS5bXo penguins Can you cut out the labels to fill in one of the attached adaptation sheets.</p>
<p>History Challenge</p> 	<p>Who lived in a castle? Can you make a list of different people who lived in a castle and find out what they would have to do each day. Here are some people who might live in a castle - lord and lady, knights, cooks, servants, grooms, jester. Watch the attached powerpoint and these links for more information. https://www.english-heritage.org.uk/castles/life-in-a-castle/ https://www.youtube.com/watch?v=1k-LhWB4QaA Draw a picture of one of the people who lived in a castle and write some sentences about what they did in a castle?</p>

DT Challenge



We hope you have made a plan for your wall hanging. Next you need to find a piece of felt approximately A4 size or a piece of coloured thin card or paper. You also need a stick about 30 cm long. With the felt or paper in the portrait position fold over the top edge about 2cm and pin it if you are using felt. This will form a channel for the stick. If you are using felt you can now sew a running stitch to attach the folded felt to the main felt so you have a channel for the stick to pass through. If using paper or card you can glue this carefully leaving a channel for the stick to go through. Next using your plan and coloured pieces of felt or fabric or paper cut out your pattern and stick it on your wall hanging. Finally put your stick through the channel and attach some string or wool to either end so you can hang your wall hanging up. Well done!

PE Challenge



Can you learn to skip with a skipping rope this week? If you can already skip see if you can get better at skipping.

Art Challenge



Can you make an Arctic landscape? You will need white, blue and black paint. Adding white paint to blue will make it lighter. Adding black paint to blue will make it darker. On a plate make up 5 different shades of blue. On an A4 piece of paper paint a line of white along the bottom. Above this paint a line of very pale blue. Above this paint pale blue, then blue, then dark blue, then very dark blue. Leave to dry. Then cut out a polar bear in white paper.(see attached sheet) Can you hide your polar bear on the background and stick it on. Maybe you could make an Antarctic scene now with a penguin on it.

Bookmark Challenge



Why not make yourself a Penguin bookmark so you can keep your place in a book you are reading. Watch this clip to 2.32 to help you make a Penguin Corner Bookmark. <https://www.youtube.com/watch?v=5zo1fNFMWfQ>

We will keep updating the challenges on Mathletics, Education City and Purple Mash.
Keep learning, keep active and keep safe.
We are thinking of you all.

With love from Mrs Williams and Mrs Usher xx