




## How to expand an image




1. Choose a close-up image of an insect. Draw 4 straight lines – diagonally corner to corner, vertically through the centre point and horizontally through the centre point.



3. As shown, draw a line from the end of the diagonal line across the paper to create a new edge.



2. Place the image in the corner of a large piece of drawing paper (the bigger the better). Using a large ruler, continue the diagonal line until you come to the edge of the large paper.



4. Faintly draw the other lines on the large sheet.



5. Cut along all the lines of the large sheet of paper to create 8 triangles. Mark them on the back to indicate their position. Give each triangle to a different person for them to carefully draw the details of that part of the insect in their triangle. Make sure you cross the joins at the same place!



6. Colour in the details. Join the triangles and display your large insect.

Have a go at this game.

<http://sciencenetlinks.com/interactives/class.html>