



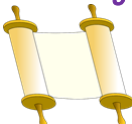


We hope everyone learning at home is keeping well. We have enjoyed seeing photos of the activities you have been doing. Please stay in touch with us. We love hearing how you are getting on. In school all the children have settled so well and we have had another happy week learning together.

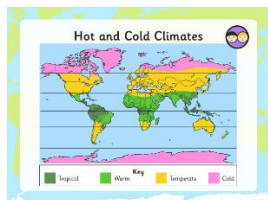
<p>Maths Learning</p> 	<ul style="list-style-type: none"> Please continue to follow the <u>White Rose Maths</u> lessons week 9 https://whiterosemaths.com/homelearning/year-1/
<p>English Learning</p> 	<ul style="list-style-type: none"> Please continue to follow the Year 1 English lessons on the website Keep reading and enjoying books https://collins.co.uk/pages/big-cat-ebooks <i>Username: parents@harpercollins.co.uk Password: Parents20!</i> https://www.booktrust.org.uk/books-and-reading/have-some-fun/fun-at-home-with-authors-and-illustrators/ is another good place to look. https://www.oxfordowl.co.uk/for-home/find-a-book/library-page/
<p>Phonics and Spellings</p> <p>e u-e o r i r ou</p>	<ul style="list-style-type: none"> This week please follow the daily online Phonics lessons 41 to 45 https://wandleenglishhub.org.uk/lettersandsounds/year-1 You could also choose some Phonics Games to do on Phonicsplay https://new.phonicsplay.co.uk/ (username March20 /password home) Please practise these compound spellings - I'm, I'll, we'll, she'll, you'll, they'll, we're, you're, he's, they're Remember you can also practise this spelling pattern on Readwriter . Just use your Mathletics login. https://login.readiwriter.com/
<p>Science Challenge</p> 	<p>Can you find a rainbow of flowers? Make sure you only look and don't pick the flowers! The colours of the rainbow are red, orange, yellow, green, blue, purple, pink. Go on a walk and see if you can find a flower to match each colour in the rainbow. Did you find every colour? Can you find any white flowers? Which colour was the most common? Do you think you would find the same colour flowers in different seasons? Why?</p> <p>Look carefully at one of your flowers. What do you notice about it? How many petals does it have? What is inside the flower? How many leaves does it have and what shape are they? Can you draw a detailed picture of a flower?</p>
<p>History Challenge</p> 	<p>Can you be a History Detective and find out about the parts of a castle inside the walls? Read Castles (Turquoise) again on https://collins.co.uk/pages/big-cat-ebooks <i>Username: parents@harpercollins.co.uk Password: Parents20!</i></p> <p>What are the names of the different places inside a castle? What activities went on there? Which parts were for living in and which were for defence (keeping the castle safe)?</p> <p>Can you draw a cross section picture of the inside of a castle to show some of the rooms inside a castle and label it. Use p 22-23 in Castles to help you. Here is another link you might like to watch. https://www.youtube.com/watch?v=RXXDThkJ3Ew</p>
<p>RE Challenge</p> 	<p>Choose a book that is special to you. Why do you think it is special? Complete the attached sheet about your special book and say why it is important to you and what you can learn from it.</p> <p>Which book is special to Christians? (Bible) Can you find out which book is special to Jews? (Torah) Can you find a picture of a Torah?</p>

DT Challenge



Castles were draughty places and so the wall hangings, which were often tapestries, helped to keep in the warmth. Can you design your own wall hanging on the wall hanging design sheet? You might find it helpful to look at the attached wall hanging powerpoint to get some ideas. Try and choose a simple pattern with shapes that would be easy to cut out. Which colours will you use? Over the next week see if you can find some paper or material to make your wall hanging out of. We will use felt in school but if you don't have any fabric you could use coloured paper, wrapping paper or card instead. Next week we will give you instructions about how to make your wall hanging.

Geography Challenge



Listen to these two stories. One is about a very hot place and one is about a very cold place. <https://www.youtube.com/watch?v=MA5M14Ou6AQ> Follow the **Swallow** by Julia Donaldson

<https://www.youtube.com/watch?v=4hq7DZ7PSQU> **Penguin Small** by Mick Inkpen

Look at the powerpoint of hot and cold climates and find the photos of hot and cold places. What might it be like to live there? Choose one photo and write some sentences about what it is like there. What clothes would you wear there? Which animals might live there?

PE Challenge



In school we have been keeping fit by doing these Joe Wicks 5 minute workouts during the morning. Why don't you try them too?

<https://www.youtube.com/watch?v=d3LPrhIOv-w>

<https://www.youtube.com/watch?v=SbFqQarDM50>

<https://www.youtube.com/watch?v=pnKCGY9ZocA>

<https://www.youtube.com/watch?v=fAUckPMJKSY>

<https://www.youtube.com/watch?v=rN0h6EZd6TM>

Creative Challenge



Watch <https://www.youtube.com/watch?v=1PdvPRBhq7A>

What did Halibut Jackson try to do? He was very shy and liked to wear clothes that helped him hide into the background.

Lots of animals use camouflage to hide from predators and prey. Can you camouflage an animal to match its background?

On a piece of A4 paper make a colourful pattern using whatever colours you like. You can use bright or pale colours. This will be the background your animal will need to hide and be camouflaged in. Next colour in the outline of an animal in a pattern and colours that will help it to camouflage and hide in the background. You could use one of the attached animal outlines. Cut out your animal and stick it on your background. Is your animal camouflaged? Have you managed to hide it?

We will keep updating the challenges on Mathletics, Education City and Purple Mash.

Keep learning, keep active and keep safe.

We are thinking of you all.

With love from Mrs Williams and Mrs Usher xx