





We hope you have all had a great week and you are all keeping safe. Thank you for all the lovely photos of your home learning and the messages you have sent.

<p>Maths Learning</p> 	<ul style="list-style-type: none"> • Please continue to follow the <u>White Rose Maths</u> lessons week 7 https://whiterosemaths.com/homelearning/year-1/ • Why not try some Measures games this week on https://www.topmarks.co.uk/maths-games/5-7-years/measures
<p>English Learning</p> 	<ul style="list-style-type: none"> • Please continue to follow the Year 1 English lessons on the website • Keep reading and enjoying books. Remember you can access books online on the following websites https://collins.co.uk/pages/big-cat-ebooks <i>Username: parents@harpercollins.co.uk Password: Parents20!</i> https://www.booktrust.org.uk/books-and-reading/have-some-fun/fun-at-home-with-authors-and-illustrators/ is another good place to look. https://www.oxfordowl.co.uk/for-home/find-a-book/library-page/
<p>Phonics and Spellings</p> <p>e u-e or i r ou</p>	<ul style="list-style-type: none"> • This week please follow the daily online Phonics lessons 31 to 35 https://wandleenglishhub.org.uk/lettersandsounds/year-1 • You could also choose some Phonics Games to do on Phonicsplay https://new.phonicsplay.co.uk/ (username March20 /password home) Why not try Planetary Plurals if you haven't done it before? • Please practise these spellings with plurals- cats, dogs, spends, rocks, schools, friends, thanks, catches, pushes, fetches • Remember you can also practise this spelling pattern on Readwriter . Just use your Mathletics login. https://login.readiwriter.com/
<p>Science Challenge</p> 	<p>Animals can be grouped according to the features of their bodies, for example how many legs they have, whether they lay eggs or not, whether they have feathers. Can you find some other ways to group animals?</p> <p>You could use the pictures of animals we have attached and see if you could sort them into groups.</p> <p>There are 6 main groups of animals. Mammals, Birds, Reptiles, Fish, Insects and Amphibians. Watch these clips to find out more about these animal groups. https://www.bbc.co.uk/bitesize/topics/z6882hv</p> <p>Can you do the Sorting Animal activity attached?</p> <p>How many different groups of animals can you spot on your next walk?</p>
<p>RE Challenge</p> 	<p>Christians believe that Prayer is a way of talking with God at any time and in any place. Think of different symbols to help people think of ideas of things to pray for. Eg globe - reminds us to pray for our world, plaster - people who are ill, bread roll - food. What other symbols can you think of for prayer ideas ?</p> <p>Can you write a prayer that a Christian might say which includes three different prayer ideas in it? Write your prayer out in your best writing and draw the symbols of the ideas you have used around it.</p>

Music Challenge



Log in to <https://collins.co.uk/pages/big-cat-ebooks>

Username: parents@harpercollins.co.uk Password: Parents20!

Click onto **Music Express**, then **Lesson Bank**, then **Year 1**, then **Animals**, then **Animal sounds** and follow the lesson.

History Challenge



This week we are trying to answer the question ' **Why were castles built?** '.

On October 14th 1066 there was a very famous battle between the Anglo Saxons who lived in England and the Normans who came from France. The English king was called King Harold and the French king was called William the Conqueror. William thought he should be king of England so he sailed to England with his Norman soldiers to invade and capture England. In the battle Harold was killed by an arrow and William became king of England. King William built lots of castles in England to keep the Normans safe from the Anglo Saxons. The Bayeux Tapestry tells the story of the Battle of Hastings. If you would like to see the Battle of Hastings as it is shown in the Bayeux Tapestry you could watch this link https://www.youtube.com/watch?v=LtGoBZ4D4_E Can you make your own shield? You could make it out of one side of a cereal packet. Keep the other side to make the handle. You could paint the shield or cut out coloured paper to stick on the shield. Why not add your own coat of arms or other decorations? Can you send us a photo of your shield?

<https://www.activityvillage.co.uk/make-a-shield>

PE Challenge



10

This week we have a ten challenge.

Can you learn to do the following

- Ten hops on each leg
- Ten skips with a skipping rope
- Catch a ball ten times without dropping it
- Throw a rolled up pair of socks from one hand to the other ten times without dropping them
- Balance something on your head and walk ten paces without dropping it
- Ten star jumps in ten seconds

Rainbow Challenge

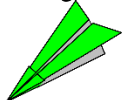


Do you know the order of the colours in a rainbow? Here's a rainbow song you could learn. <https://www.youtube.com/watch?v=tRNY2i75tCc>

Can you make your own rainbow? You will need a paper towel, felt tips and 2 small containers of water.

Follow the instructions on the attached sheet.

Creative Challenge



Can you make and fly your own Superhero aeroplane? It needs to be made out of A4 paper and decorated for a Superhero. You could use your own design or follow the first Harrier design on this clip which works really well!

<https://www.youtube.com/watch?v=SpYS5WtvNvQ>

We will keep updating the challenges on Mathletics, Education City and Purple Mash.

Keep learning, keep active and keep safe.

We are thinking of you all.

With love from Mrs Williams and Mrs Usher xx