

Dear Year 1,

1<sup>st</sup> May 2020

How are you all doing? Thank you for the wonderful photos and videos of your home learning that you have emailed as well as all the great pictures, writing and activities that you have handed in on Purple Mash. Lots of you have also been very busy on Education City and Mathletics too. It has been lovely to hear about and see some of the learning and creative activities you have been having fun doing and keep in touch with you. If you haven't already, why not choose one activity you have done at home recently that you are proud of and share it with us by emailing it.

We hope you have been enjoying the English and White Rose Maths lessons as well as some of the other learning activities we have suggested. We are very proud of you for trying so hard and rising to the challenge of learning at home. We will have so much to share when we get back to school!






On Purple Mash we are now setting up a Display Board for Year 1, which you can find on the green 'Sharing' button.

We hope you have seen the video the staff made so you know we are thinking of you. If you haven't seen it, take a look on our website. Here are the KS1 teachers. Can you spot what we are spelling out?



We hope you are trying some of the St Peter's Challenges and you are also having lots of fun being active and playing too.

<b>Maths Learning</b> 123 456 789	Please continue to follow the <u>White Rose Maths</u> lessons <a href="https://whiterosemaths.com/homelearning/year-1/">https://whiterosemaths.com/homelearning/year-1/</a> This week White Rose Maths are linking up with BBC Bitesize.
<b>Phonics and Spellings</b>	<ul style="list-style-type: none"><li>On <b>Phonicsplay</b> <a href="https://new.phonicsplay.co.uk/">https://new.phonicsplay.co.uk/</a> (username <b>March20</b> /password <b>home</b>) try <u>Grab a Giggling Grapheme</u>, <u>Tricky Word Trucks</u> or <u>Cheeky Chimps</u></li><li>This week please practise these spellings - <b>air, fair, pair, hair, chair, bare, dare, care, share, scared</b></li><li>As an extra spelling activity you could use your Mathletics login to log on to Readwriter on <a href="https://login.readiwriter.com/">https://login.readiwriter.com/</a> where we have set some spellings to practise online. Click onto <u>Master</u> to practise them.</li></ul>
<b>English Learning</b>	Please continue to follow the Year 1 English lessons on the website.  Here are links to some more traditional tales you could listen to 1. Jack and the Beanstalk <a href="https://www.youtube.com/watch?v=W5rxfLRgXRE">https://www.youtube.com/watch?v=W5rxfLRgXRE</a> 2. The Magic Porridge Pot <a href="https://www.youtube.com/watch?v=5gleDVbPFww">https://www.youtube.com/watch?v=5gleDVbPFww</a>  Keep reading!

<p><b>RE Challenge</b></p>	<p>Do you remember going to St Peter's Church? Some church buildings have special features on them. How many of these features can you spot on St Peter's Church? <b>A tower, a spire, a cross, a porch, a stained glass window, a notice board, a clock, a weather vane ?</b></p> <p>Why do you think these are found on some churches?</p> <p>Can you draw a picture of the outside of St Peter's Church and label it?</p> <div style="display: flex; justify-content: space-around;">   </div>
<p><b>Science Challenge</b></p> 	<p>How many flowers and plants can you name in your local environment? We have attached a <b>Flower Hunt sheet</b> you might like to use. This would help you with one of the St Peter's Challenges!</p> <p>You might like to watch these short bbc clips about plants :</p> <p><a href="https://www.bbc.co.uk/bitesize/topics/zpxnyrd/articles/z3wpsbk">https://www.bbc.co.uk/bitesize/topics/zpxnyrd/articles/z3wpsbk</a></p> <p><a href="https://www.bbc.co.uk/bitesize/topics/zpxnyrd/articles/zxxsyrd">https://www.bbc.co.uk/bitesize/topics/zpxnyrd/articles/zxxsyrd</a></p>
<p><b>Music Challenge</b></p> 	<ul style="list-style-type: none"> <li>Can you make your own musical instrument out of recycled materials? Two foil dishes could become cymbals; an empty plastic bottle could become a shaker or rain maker; an empty cardboard roll could become a trumpet; an empty box could be a drum. Be creative! You will find more ideas on <a href="https://www.activityvillage.co.uk/musical-instruments">https://www.activityvillage.co.uk/musical-instruments</a> or on the attached instruction sheets. Can you decorate your instrument as well? Maybe you can make your own band! Why not take a photo of your instrument and send it to us.</li> <li>Now you need to play your instrument! Find some music to play along to or if you want some songs to play along to why not try these..... The Grasshopper Hop on <a href="https://www.bbc.co.uk/bitesize/clips/zhpr87h">https://www.bbc.co.uk/bitesize/clips/zhpr87h</a> or The Animal Boogie <a href="https://www.youtube.com/watch?v=25_u1GzruQM">https://www.youtube.com/watch?v=25_u1GzruQM</a></li> </ul>
<p><b>Throwing and Catching Challenge</b></p> 	<p><b>Step 1</b> - Throw a ball ( or a pair of socks rolled up or a small teddy) in the air and try to catch it without dropping it. See if you can do it 20 times. Can you do any more than that? Can you change hands?</p> <p><b>Step 2</b> - Can you add a clap whilst the ball is in the air? Can you add 2 or more claps?</p> <p><b>Step 3</b> - Throw the ball in the air, let it bounce then catch it.</p> <p><b>Step 4</b> - Throw the ball in the air, turn around and catch it. Be careful, don't get too dizzy!</p> <p><b>Step 5</b> - Throw the ball in the air, can you clap under one leg before catching it? Can you clap under both legs before catching it?</p>
<p>Enjoy learning at home, have fun and keep safe! Please keep being helpful and kind. We are thinking of you all.</p> <p>With love from Mrs Williams and Mrs Usher</p>	