

24<sup>th</sup> April





Dear Year 2

We hope you have had a fun week and kept busy with some of the challenges we set. We have enjoyed receiving some photographs of the activities you have been doing at home. It looks like quite a few of you have been busy planting seeds. Fingers crossed they will grow and you will be able to care for them.

Once again, many of you have been busy on Purple Mash. We have loved seeing your pictures of gardens and hearing about your favourite fruits. Strawberries are very popular! We will put some new challenges on <https://www.purplemash.com/sch/stpetersgu9> ready for next week. Don't forget to click the 'hand in' button if you would like us to respond to what you have done.

How are you getting on with learning your spellings? Don't forget the new Readewriter programme is available to practise a lot of the words you need. <https://login.readewriter.com/> The password is the same as for Mathematics The word lists will be changed each Friday.

Here are some other suggestions of more practical activities you might like to try.

<p>Science</p> 	<p>How many flowers and trees can you name in your local environment? This would achieve one of the targets on the St Peter's Challenge sheet. We have attached a flower hunt sheet you might like to use.</p>
<p>RE</p> 	<p>Think about a special occasion you have celebrated (birthday, wedding, baptism, Easter, Christmas). What do you do that makes the occasion special? Think about clothes you might wear, what you might do, where the celebration might take place and whether there is any special food. Talk to someone in your family about a special occasion you have enjoyed celebrating. What did you enjoy most about the celebration?</p>
<p>Outdoor art</p>	<p>Make a collection of natural objects from outside (stones, leaves, daisies, feathers, sticks). Use the objects you collect to make a picture or a pattern. You could take a photograph to show us your creation.</p>
<p>Geography/French</p> 	<p>Do you know the points of the compass? – north, south, east, west. Now have a go at saying them in French - nord, sud, est, oust Stand outside and identify which direction is north, south, east and west (or nord,sud,est,oust) Practise giving or responding to commands to face different directions. You might want to make a map or a route for someone to follow using your directions.</p>
<p>Creative challenge</p> 	<p>Spoon art – Find a variety of different sized spoons. Draw around each spoon and then turn each shape into a character (person, animal or creature). Use your imagination and have fun to create your own spoon family! You could give each character a name or even make up a story about the adventures they might have.</p>

Whatever you choose to do, have fun, stay safe and be kind to one another.

With love from

Mrs Hill, Ms Edmonds and Mrs Afonso